

DC 135s

AGM DEEP CYCLE

12V | 135Ah | 100h



Electrical Specifications

Nominal voltage	12V
Capacity (25°C)	135Ah at C ₁₀₀
Internal resistance (25°C)	4.0mΩ
Temperature effect on capacity	104% at 40°C 100% at 25°C 83% at 0°C 65% at -15°C
Residual capacity after storage (25°C)	3 months: 91% 6 months: 82% 12 months: 65%
Constant charging voltage Cycle (25°C)	14.5 to 14.9V (initial charging current < 36A)
Constant charging voltage Float (25°C)	13.6 to 13.8V

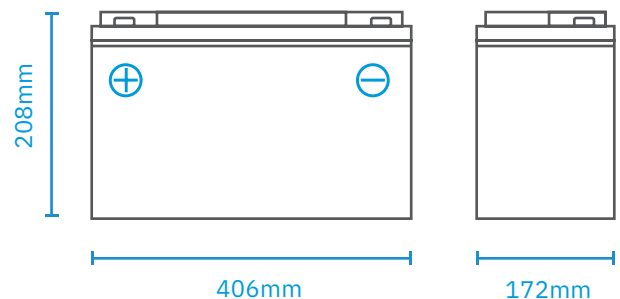
Discharge Specifications

Capacity C ₁₀₀	135Ah
Capacity C ₂₀	120Ah
Capacity C ₁₀	114Ah
Capacity C ₅	103Ah
Capacity C ₃	92Ah
Discharge current testing (25°C)	1h rate (66A) : 69Ah 3h rate (30A) : 95Ah

Mechanical Specifications

Measurements (L × W × H)	406 × 172 × 208mm
Approx. weight	38.4kg
Terminal type	T2

Measurements



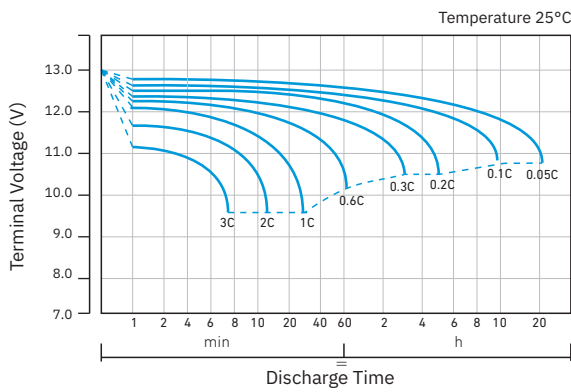
Constant Current Discharge Characteristics (A) 25°C

F.V. / Time	10 min	15 min	30 min	60 min	2 h	3 h	5 h	8 h	10 h	20 h
9.60V	250.8	210.6	130.4	78.2	43.9	31.1	22.0	14.6	12.2	6.4
10.2V	238.7	202.6	125.4	75.1	43.3	30.6	21.7	14.5	12.1	6.3
10.5V	231.7	197.6	122.4	73.5	42.9	30.3	21.5	14.4	12.0	6.2
10.8V	224.7	192.6	119.4	71.4	42.4	30.0	21.3	14.2	12.0	6.2

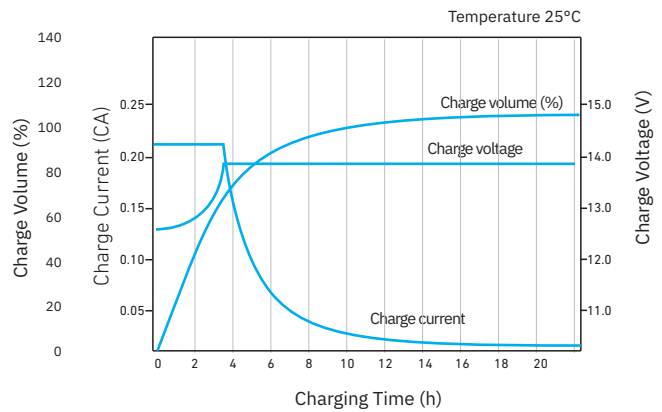
Constant Power Discharge Characteristics 25°C

F.V. / Time	10 min	15 min	30 min	60 min	2 h	3 h	5 h	8 h	10 h	20 h
9.60V	2708.1	2312.9	1463.4	891.7	508.5	366.1	259.8	173.5	145.4	77.2
10.2V	2577.7	2224.7	1407.2	856.6	501.5	360.1	255.8	172.5	144.4	76.4
10.5V	2501.5	2169.5	1372.1	837.5	496.5	356.1	252.8	171.5	143.4	74.9
10.8V	2426.3	2114.3	1339.0	814.4	490.5	353.1	251.8	168.5	142.8	74.6

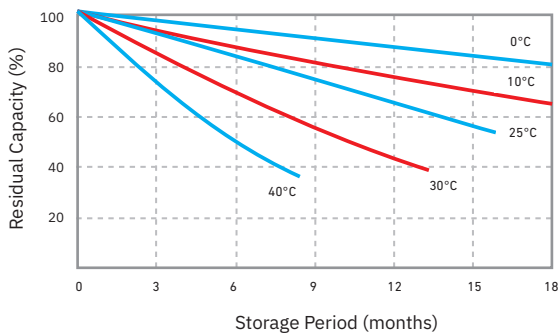
Discharge Characteristics Curve



Charge Characteristics Curve For Cycle Use (IU)



Residual Capacity



Float Life

