



DC 230s

AGM DEEP CYCLE
12V | 230Ah | 100h

Electrical Specifications

Nominal voltage	12V
Capacity (25°C)	230Ah at C ₁₀₀
Internal resistance (25°C)	3.8mΩ
Temperature effect on capacity	104% at 40°C 100% at 25°C 83% at 0°C 65% at -15°C
Residual capacity after storage (25°C)	3 months: 91% 6 months: 82% 12 months: 65%
Constant charging voltage Cycle (25°C)	14.5 to 14.9V (initial charging current < 60A)
Constant charging voltage Float (25°C)	13.6 to 13.8V

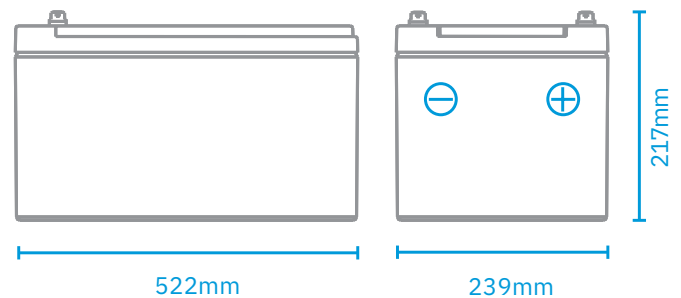
Mechanical Specifications

Measurements (L × W × H)	522 × 239 × 217mm
Approx. weight	63.6kg
Terminal type	T3

Discharge Specifications

Capacity C ₁₀₀	230Ah
Capacity C ₂₀	200Ah
Capacity C ₁₀	190Ah
Capacity C ₅	173Ah
Capacity C ₃	153Ah
Discharge current testing (25°C)	1h rate (110A) : 110Ah 3h rate (50A) : 150Ah

Measurements



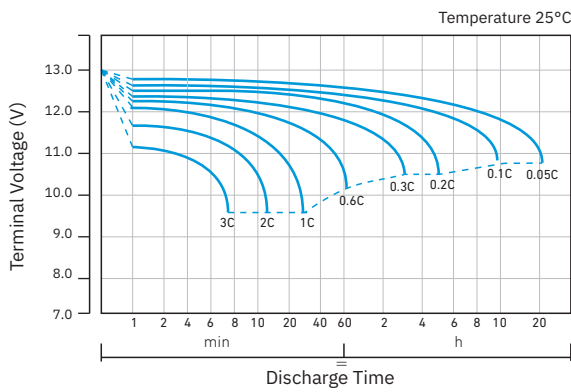
Constant Current Discharge Characteristics (A) 25°C

F.V. / Time	10 min	15 min	30 min	60 min	2 h	3 h	5 h	8 h	10 h	20 h
9.60V	370.4	210.2	130.1	73.2	55.1	41.8	38.2	24.3	20.2	10.4
10.2V	355.4	202.2	125.1	72.1	53.6	41.3	37.0	24.1	20.1	10.3
10.5V	348.3	197.2	122.1	71.5	53.2	41.0	36.7	24.0	20.0	10.2
10.8V	337.3	192.1	119.1	70.6	52.5	39.8	36.3	23.7	20.0	10.2

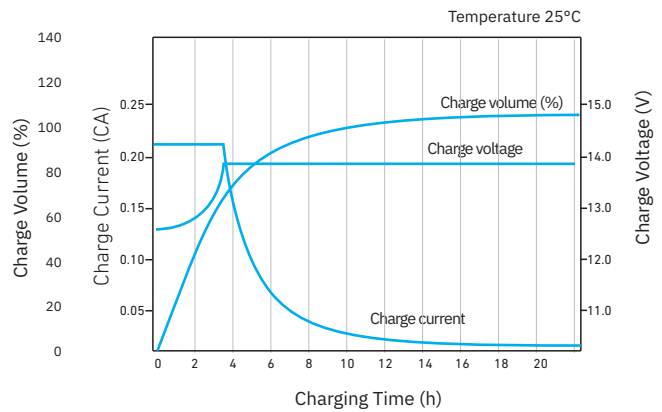
Constant Power Discharge Characteristics 25°C

F.V. / Time	10 min	15 min	30 min	60 min	2 h	3 h	5 h	8 h	10 h	20 h
9.60V	4042.7	2344.2	1474.6	841.8	635.8	492.5	441.8	286.6	240.8	123.4
10.2V	3880.5	2250.7	1417.9	828.8	625.9	468.5	434.8	284.6	238.8	122.4
10.5V	3801.9	2199.0	1383.1	821.9	620.9	482.5	430.8	283.6	238.1	121.4
10.8V	3686.5	2138.3	1345.2	811.9	613.9	468.5	426.9	279.6	237.4	120.8

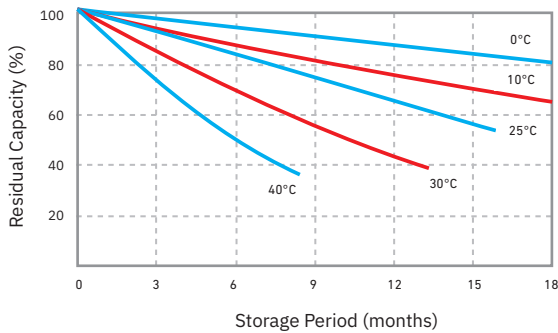
Discharge Characteristics Curve



Charge Characteristics Curve For Cycle Use (IU)



Residual Capacity



Float Life

