

DC 65s

AGM DEEP CYCLE

12V | 65Ah | 100h



Electrical Specifications

Nominal voltage	12V
Capacity (25°C)	65Ah at C ₁₀₀
Internal resistance (25°C)	6.8mΩ
Temperature effect on capacity	104% at 40°C 100% at 25°C 83% at 0°C 65% at -15°C
Residual capacity after storage (25°C)	3 months: 91% 6 months: 82% 12 months: 65%
Constant charging voltage Cycle (25°C)	14.5 to 14.9V (initial charging current < 16.5A)
Constant charging voltage Float (25°C)	13.6 to 13.8V

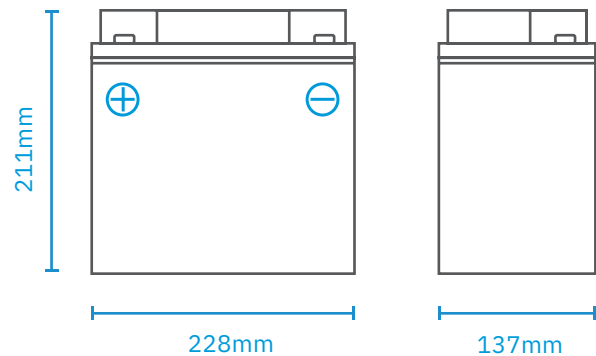
Discharge Specifications

Capacity C ₁₀₀	65Ah
Capacity C ₂₀	55Ah
Capacity C ₁₀	51Ah
Capacity C ₅	46Ah
Capacity C ₃	40Ah
Discharge current testing (25°C)	20 I ₂₀ rate (55A, 27min): 34min 60 I ₂₀ rate (165A, 7min): 10min

Mechanical Specifications

Measurements (L × W × H)	228 × 137 × 211mm
Approx. weight	16.7kg
Terminal type	T1

Measurements



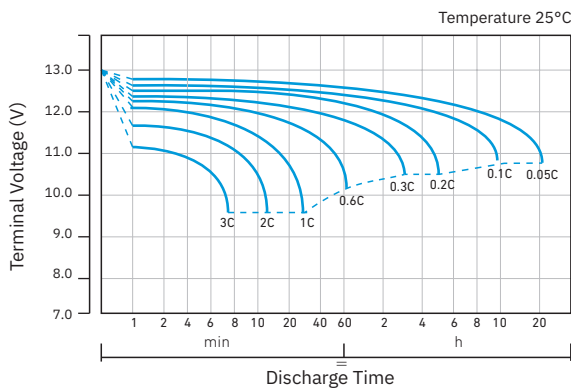
Constant Current Discharge Characteristics (A) 25°C

F.V. / Time	5 min	10 min	15 min	30 min	60 min	2 h	3 h	5 h	8 h	10 h	20 h
9.60V	180.4	130.3	100.2	62.1	36.1	20.1	14.7	10.0	6.7	5.6	2.9
10.2V	171.3	124.2	96.2	59.6	34.7	19.8	14.5	9.9	6.7	5.5	2.9
10.5V	169.3	122.2	94.3	58.4	33.9	19.6	14.4	9.8	6.6	5.5	2.8
10.8V	161.3	116.2	91.3	56.6	32.9	19.4	14.2	9.7	6.5	5.5	2.8

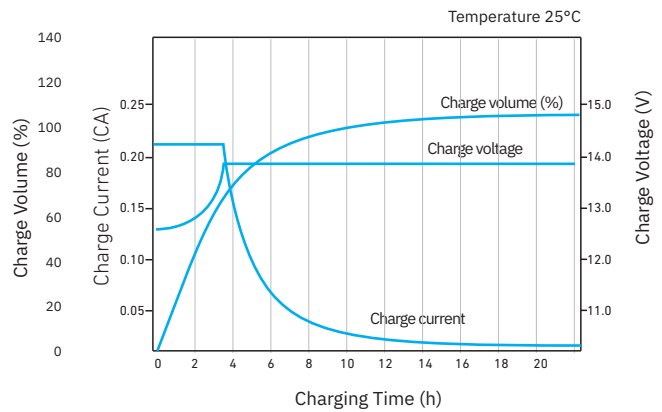
Constant Power Discharge Characteristics 25°C

F.V. / Time	5 min	10 min	15 min	30 min	60 min	2 h	3 h	5 h	8 h	10 h	20 h
9.60V	1893.8	1406.8	1100.2	697.4	410.8	232.5	173.3	118.2	79.8	66.7	34.8
10.2V	1799.6	1336.7	1056.1	669.3	394.8	229.5	171.3	117.2	79.1	66.1	34.7
10.5V	1777.5	1319.6	1035.1	655.3	703.4	226.5	169.3	116.2	78.6	66.0	34.4
10.8V	1691.4	1256.5	1003.0	635.3	374.7	224.4	167.3	115.2	77.7	65.8	34.3

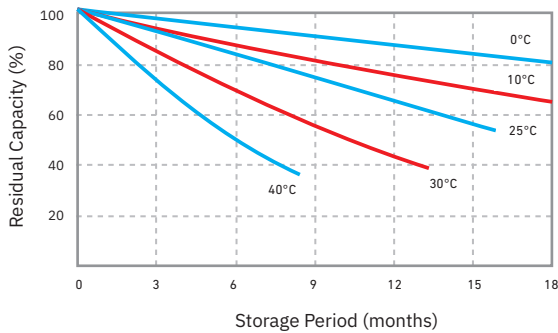
Discharge Characteristics Curve



Charge Characteristics Curve For Cycle Use (IU)



Residual Capacity



Float Life

