

DC 38s

GEL DEEP CYCLE

12V | 38Ah | 100h



Electrical Specifications

Nominal voltage	12V
Capacity (25°C)	38Ah at C ₁₀₀
Internal resistance (25°C)	6.8mΩ
Temperature effect on capacity	104% at 40°C 100% at 25°C 83% at 0°C 65% at -15°C
Residual capacity after storage (25°C)	3 months: 91% 6 months: 82% 12 months: 65%
Constant charging voltage Cycle (25°C)	14.5 to 14.9V (initial charging current < 9.9A)
Constant charging voltage Float (25°C)	13.6 to 13.8V

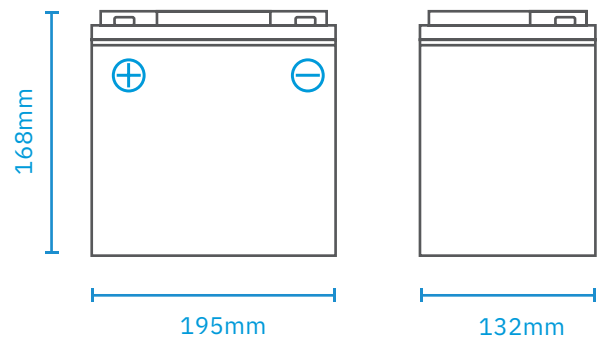
Discharge Specifications

Capacity C ₁₀₀	38Ah
Capacity C ₂₀	33Ah
Capacity C ₁₀	29Ah
Capacity C ₅	26Ah
Capacity C ₃	25Ah
Discharge current testing (25°C)	1h rate (18.2A) : 18.7Ah 3h rate (8.3A) : 25.4Ah

Mechanical Specifications

Measurements (L × W × H)	195 × 132 × 168mm
Approx. weight	9.9kg
Terminal type	T1

Measurements



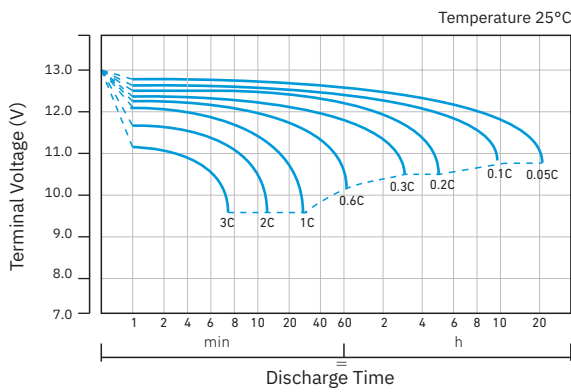
Constant Current Discharge Characteristics (A) 25°C

F.V. / Time	5 min	10 min	15 min	30 min	60 min	2 h	3 h	5 h	8 h	10 h	20 h
9.60V	107.6	68.9	56.7	33.2	20.3	11.8	8.7	5.8	3.8	3.1	1.8
10.2V	102.7	65.5	54.4	31.9	19.6	11.6	8.4	5.6	3.8	3.0	1.7
10.5V	99.5	63.6	53.0	31.1	19.1	11.5	8.2	5.5	3.8	3.0	1.7
10.8V	69.4	61.6	51.6	30.3	18.6	11.4	8.1	5.5	3.7	2.9	1.6

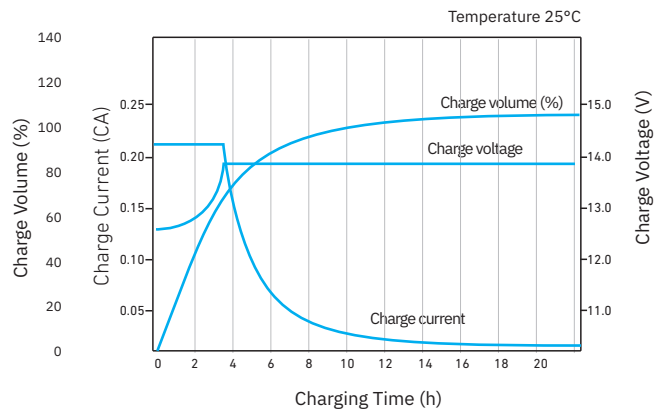
Constant Power Discharge Characteristics 25°C

F.V. / Time	5 min	10 min	15 min	30 min	60 min	2 h	3 h	5 h	8 h	10 h	20 h
9.60V	1129.5	745.1	622.9	372.6	231.8	136.0	101.7	68.1	45.3	38.0	19.8
10.2V	1076.6	708.0	597.5	356.9	223.0	134.0	98.8	66.7	44.9	37.8	19.6
10.5V	1044.4	686.5	582.3	348.6	211.7	133.1	96.8	65.7	44.6	37.6	19.4
10.8V	1012.1	665.0	567.2	340.3	200.5	131.6	94.9	64.7	44.2	37.4	19.2

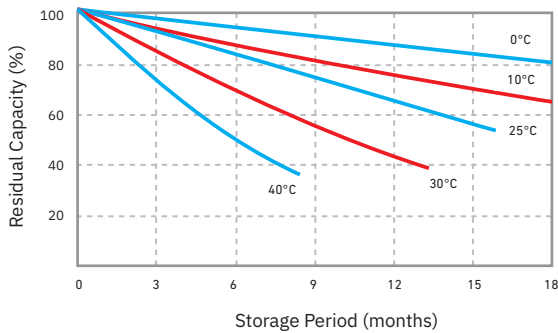
Discharge Characteristics Curve



Charge Characteristics Curve For Cycle Use (IU)



Residual Capacity



Float Life

