

DC 45sc

GEL DEEP CYCLE
12V | 45Ah | 100h



Electrical Specifications

Nominal voltage	12V
Capacity (25°C)	45Ah at C ₁₀₀
Internal resistance (25°C)	8mΩ
Temperature effect on capacity	104% at 40°C 100% at 25°C 83% at 0°C 65% at -15°C
Residual capacity after storage (25°C)	3 months: 91% 6 months: 82% 12 months: 65%
Constant charging voltage Cycle (25°C)	14.5 to 14.9V (initial charging current < 11.4A)
Constant charging voltage Float (25°C)	13.6 to 13.8V

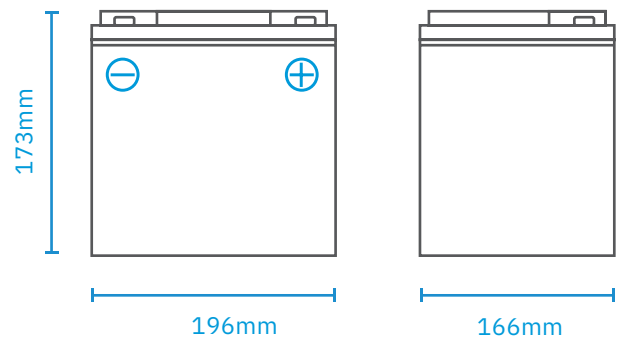
Discharge Specifications

Capacity C ₁₀₀	45Ah
Capacity C ₂₀	38Ah
Capacity C ₁₀	33Ah
Capacity C ₅	31Ah
Capacity C ₃	30Ah
Discharge current testing (25°C)	1h rate (20.9A) : 22Ah 3h rate (9.5A) : 30Ah

Mechanical Specifications

Measurements (L × W × H)	196 × 166 × 173mm
Approx. weight	12.6kg
Terminal type	T1

Measurements



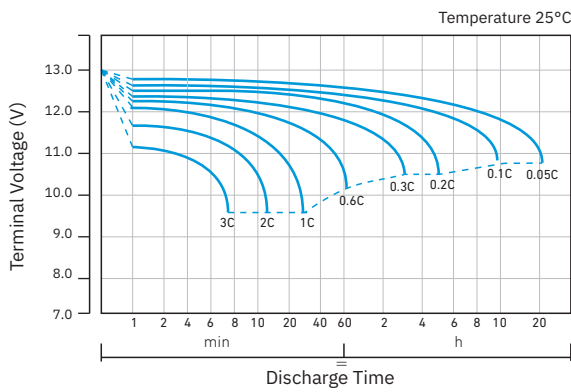
Constant Current Discharge Characteristics (A) 25°C

F.V. / Time	5 min	10 min	15 min	30 min	60 min	2 h	3 h	5 h	8 h	10 h	20 h
9.60V	120.4	80.0	62.9	39.6	24.0	13.9	9.9	7.0	4.6	3.9	2.0
10.2V	114.3	76.0	60.4	38.0	23.1	13.7	9.7	6.9	4.6	3.8	2.0
10.5V	110.8	73.7	58.9	37.0	22.5	13.6	9.6	6.8	4.6	3.8	2.0
10.8V	107.3	71.5	57.4	36.1	21.9	13.4	9.5	6.7	4.5	3.8	2.0

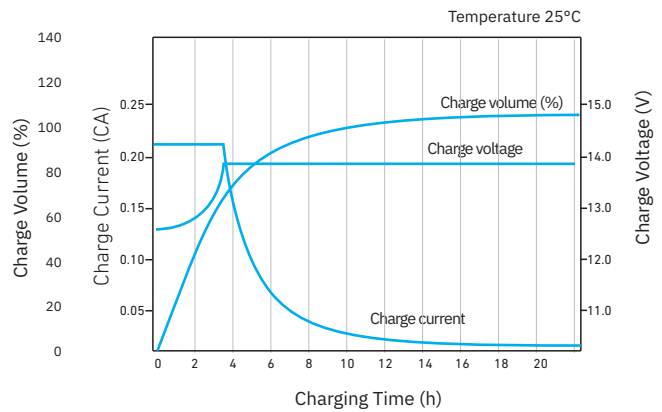
Constant Power Discharge Characteristics 25°C

F.V. / Time	5 min	10 min	15 min	30 min	60 min	2 h	3 h	5 h	8 h	10 h	20 h
9.60V	1260.8	864.6	690.1	444.3	273.8	160.7	116.3	82.3	55.1	46.2	24.4
10.2V	1197.6	821.5	663.0	427.3	262.8	158.3	114.3	81.0	54.6	45.7	24.2
10.5V	1161.5	796.9	646.4	416.2	256.3	157.1	113.3	80.2	54.3	45.7	24.1
10.8V	1125.4	772.3	629.9	405.2	249.7	115.4	112.3	79.4	53.8	45.7	24.0

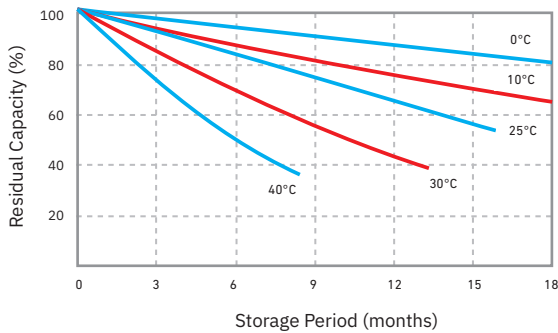
Discharge Characteristics Curve



Charge Characteristics Curve For Cycle Use (IU)



Residual Capacity



Float Life

