

# LC 80

LiFePO<sub>4</sub> Battery | 12.8V | 80Ah | 1024Wh | Bluetooth Function



## Electrical Specifications

Nominal Voltage	12.8V
Nominal Capacity	80Ah
Capacity Tolerance	± 4%
Capacity @ 25 A	192min
Energy	1024Wh
Resistance	≤ 30mΩ
Self Discharge	< 3% / month
Cell Type	LiFePO <sub>4</sub>

## Discharge Specifications

Max. Continuous Discharge Current	100A
Peak Discharge Current	150A ( 22 ± 5s)
BMS Discharge Cut-Off Current	300A (3s)
Recommended Low Voltage Disconnect	9.8V
BMS Discharge Cut-Off Voltage	> 10V (2.5V per cell)
Reconnect Voltage	> 11.2V (2.8V per cell)
Short Circuit Protection	201 to 600 μs

## Charge Specifications

Recommended Charge Current	≤ 25A
Maximum Charge Current	40A
Recommended Charge Voltage	14.6V
BMS Charge Cut-Off Voltage	15V (3.75V per cell)
Reconnect Voltage	< 14.4V (3.6V per cell)
Float Charge Voltage	13.8V
Maximum Batteries in Series	4

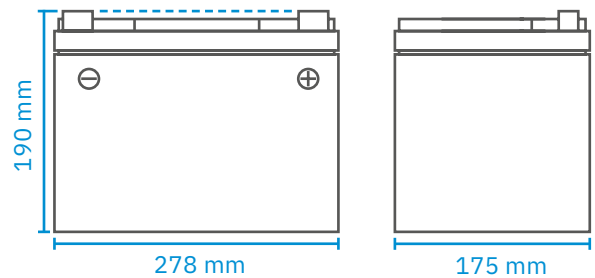
## Mechanical Specifications

Measurements (L × W × H)	278 × 175 × 190 mm
Approx. Weight	10.2kg
Terminal Type	Round poles
Terminal Torque	9 to 11 N m
Case Material	ABS
Enclosure Protection	IP65

## Temperature Specifications

Discharge Temperature	-20 to 60°C
Charge Temperature	0 to 45°C
Storage Temperature	-10 to 45°C
BMS High Temperature Cut-Off	65°C
Reconnect Temperature	50°C

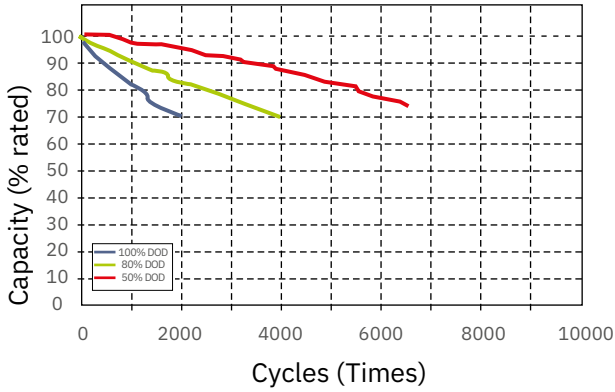
## Measurements



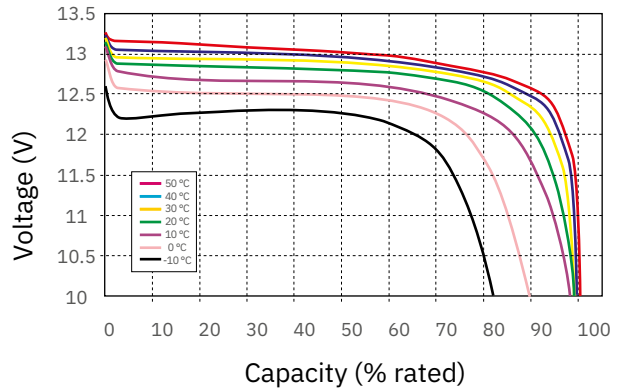
## Compliance

Certifications	CE (Battery) UN38.3 (Battery) RoHS
Shipping Classification	UN 3480, CLASS 9

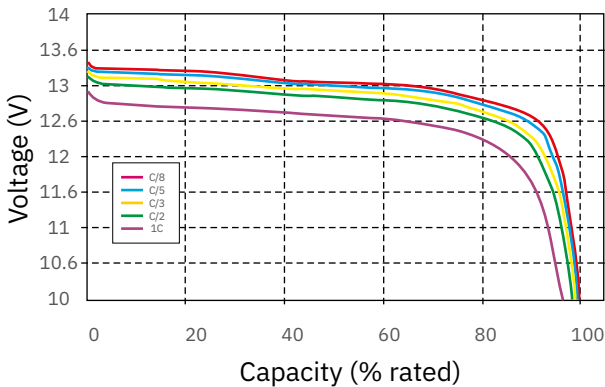
**Cycle Life vs. Depth of Discharge (DOD)  
Discharge 0.5C / Charge 0.5C (25°C)**



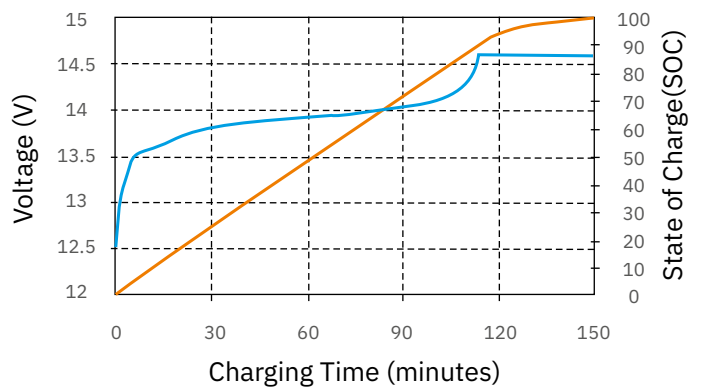
**Discharge Voltage Profiles at 0.5C Discharge Rate  
(Various Ambient Temperatures)**



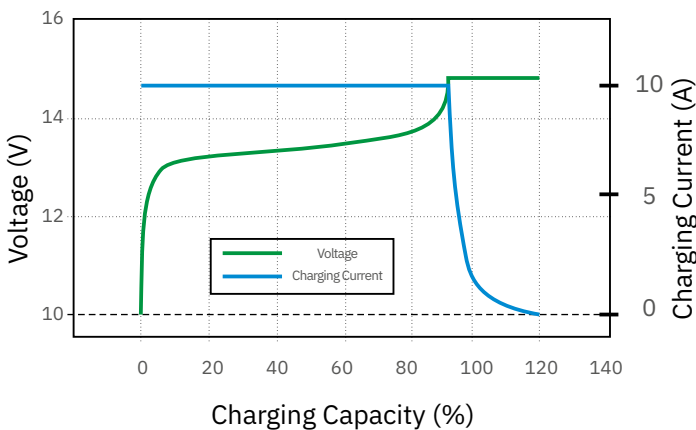
**Discharge Voltage Profiles at Various Rates (25°C Ambient Temperature)**



**Typical Voltage and SOC Profiles at 0.5C Charging  
(25°C Ambient Temperature)**



**Charging Characteristics (0.5C at 20°C)**



**Constant Power Discharge Characteristics (25°C Ambient Temperature)**

